














## Unicorn Horn

Design Size: 18 x 38 DOTZ® (2in x 4.2in)

Skill Level: Beginner

### Color Palette:


-  Ivory 8002
-  Blue Gum 8447
-  Dark Wattle 8320
-  Sunshine 8324
-  Marigold 8325
-  Mid Jazz Pink 8062
-  Cyclamen 8064
-  Mild Lilac 8099
-  Light Purple 8100
-  Aqua 8142
-  Dark Aqua 8143

### Other Supplies:

- Sandwich Adhesive Roll
- Diamond painting pen
- Wax
- Craft tray
- Scissors
- Surface to decorate

### Tip:

Start at the top dot on the far right side (as shown), and work that vertical row first.



Visit [DiamondDotz.com](https://www.DiamondDotz.com)  
for in-depth Freestyle diamond painting instructions,  
plus more tips & techniques