













Tropical Island

Design Size: 45 x 45 DOTZ® (5in x 5in)

Skill Level: Beginner

Color Palette:


-  Aqua 8142
-  Dark Aqua 8143
-  Glacier Blue 8133
-  White AB 5001
-  Sunshine 8324
-  Primrose 8321
-  Mid Kelly Green 8246
-  Lorikeet 8244
-  Bark 8400
-  Latte 8398

Other Supplies:

- Sandwich Adhesive Roll or
- Grid Fabric with Adhesive
- Diamond painting pen
- Wax
- Craft tray
- Scissors
- Surface to decorate

Tip:

Start at the top dot on the far right side (as shown), and work that vertical row first.



1in

Visit [DiamondDotz.com](https://www.diamonddotz.com)
for in-depth Freestyle diamond painting instructions,
plus more tips & techniques