













Toucan

Design Size: 39 x 39 DOTZ® (4.3in x 4.3in)

Skill Level: Beginner

Color Palette:


-  Black 8001
-  Alabaster 8412
-  Shadow 8446
-  White Frost 8411
-  Light Orange 8330
-  Mid Orange 8331
-  Poppy 8335
-  Mid Kelly Green 8246
-  Dark Parrot 8243
-  Deep Aegean Blue 8140

Other Supplies:

- Sandwich Adhesive Roll
- Diamond painting pen
- Wax
- Craft tray
- Scissors
- Surface to decorate

Tip:

Start at the top dot on the far right side (as shown), and work that vertical row first.



Visit [DiamondDotz.com](https://www.diamonddotz.com)
for in-depth Freestyle diamond painting instructions,
plus more tips & techniques