













## Red Bow Bear

Design Size: 40 x 40 DOTZ® (4.4in x 4.4in)

Skill Level: Beginner

### Color Palette:


-  Ivory 8002
-  Black 8001
-  Medium Latte 8364
-  Light Tan 8365
-  Tan 8367
-  Pearl 8342
-  Baby Pink 8054
-  Light Hot Pink 8028
-  Flag Red 8020
-  Cerise 8041

### Other Supplies:

- Sandwich Adhesive Roll
- Diamond painting pen
- Wax
- Craft tray
- Scissors
- Surface to decorate

### Tip:

Start at the top dot on the far right side (as shown), and work that vertical row first.



Visit [DiamondDotz.com](http://DiamondDotz.com) for in-depth Freestyle diamond painting instructions, plus more tips & techniques