











## Rainbow Cloud

Design Size: 35 x 26 DOTZ® (3.9in x 2.9in)

Skill Level: Beginner

### Color Palette:

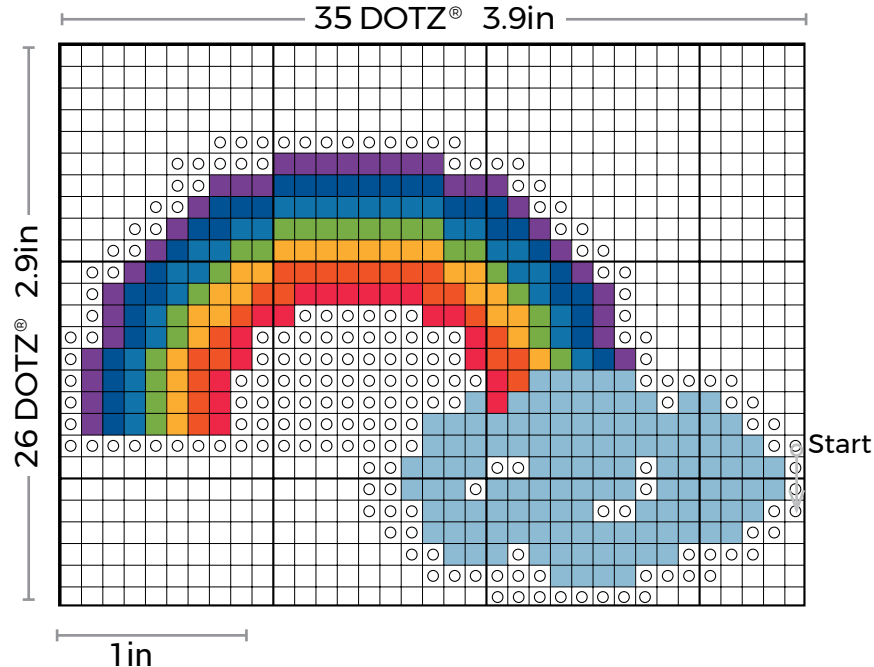
-  Ivory 8002
-  Forget-Me-Not 8125
-  Delphinium 8126
-  Ocean Blue 8130
-  Purple 8101
-  Wattle 8319
-  Mid Orange 8331
-  Lorikeet 8244
-  Flag Red 8020

### Other Supplies:

- Sandwich Adhesive Roll
- Diamond painting pen
- Wax
- Craft tray
- Scissors
- Surface to decorate

### Tip:

Start at the top dot on the far right side (as shown), and work that vertical row first.



Visit [DiamondDotz.com](https://www.diamonddotz.com)  
for in-depth Freestyle diamond painting instructions,  
plus more tips & techniques