












Rainbow Heart

Design Size: 41 x 41 DOTZ® (4.6in x 4.6in)

Skill Level: Beginner

Color Palette:


-  Ivory 8002
-  Forget-Me-Not Blue 8125
-  Mid Jazz Pink 8062
-  Dark Wattle 8320
-  Marigold 8325
-  Dark Parrot 8243
-  Bright Pink 8030
-  Dark Purple 8102
-  Santorini Blue 8127

Other Supplies:

- Sandwich Adhesive Roll
- Diamond painting pen
- Wax
- Craft tray
- Scissors
- Surface to decorate

Tip:

Start at the top dot on the far right side (as shown), and work that vertical row first.



Visit DiamondDotz.com for in-depth Freestyle diamond painting instructions, plus more tips & techniques