







## Celtic Knot

Design Size: 36 x 36 DOTZ® (4in x 4in)

Skill Level: Beginner

### Color Palette:

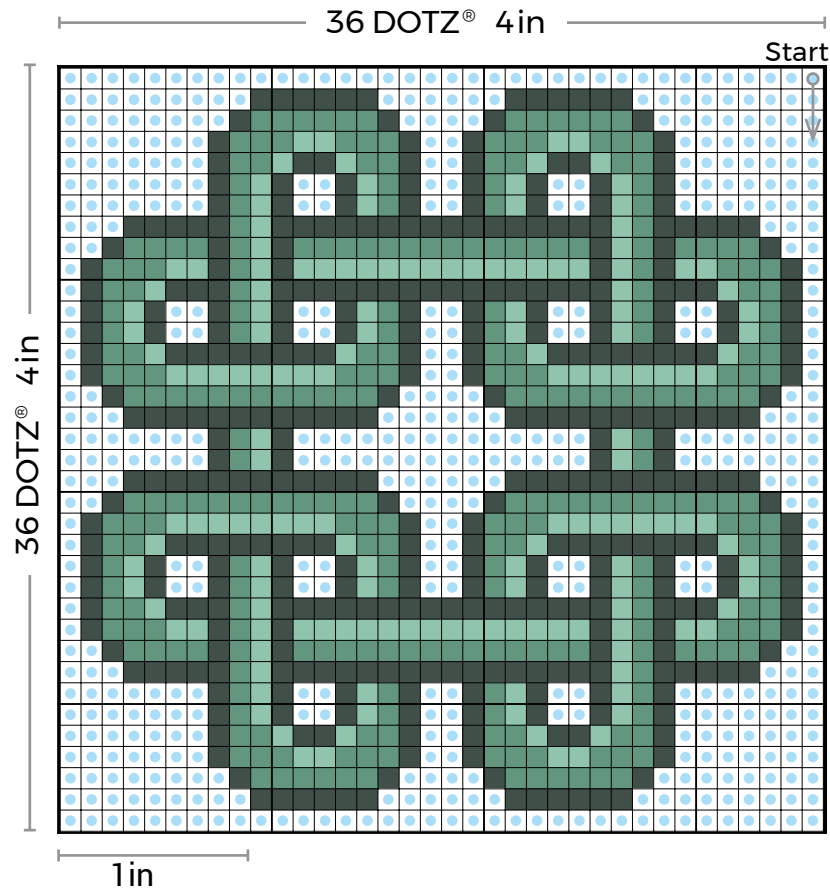
-  Forget-Me-Not 8125
-  Antique Green 8226
-  Light Jungle 8227
-  Veridian 8230

### Other Supplies:

- Sandwich Adhesive Roll or Grid Fabric with Adhesive
- Diamond painting pen
- Wax
- Craft tray
- Scissors
- Surface to decorate

### Tip:

Start at the top dot on the far right side (as shown), and work that vertical row first.



Visit [DiamondDotz.com](https://www.diamonddotz.com)  
for in-depth Freestyle diamond painting instructions,  
plus more tips & techniques