












## Blossom

Design Size: 40 x 40 DOTZ® (4.4in x 4.4in)

Skill Level: Beginner

### Color Palette:

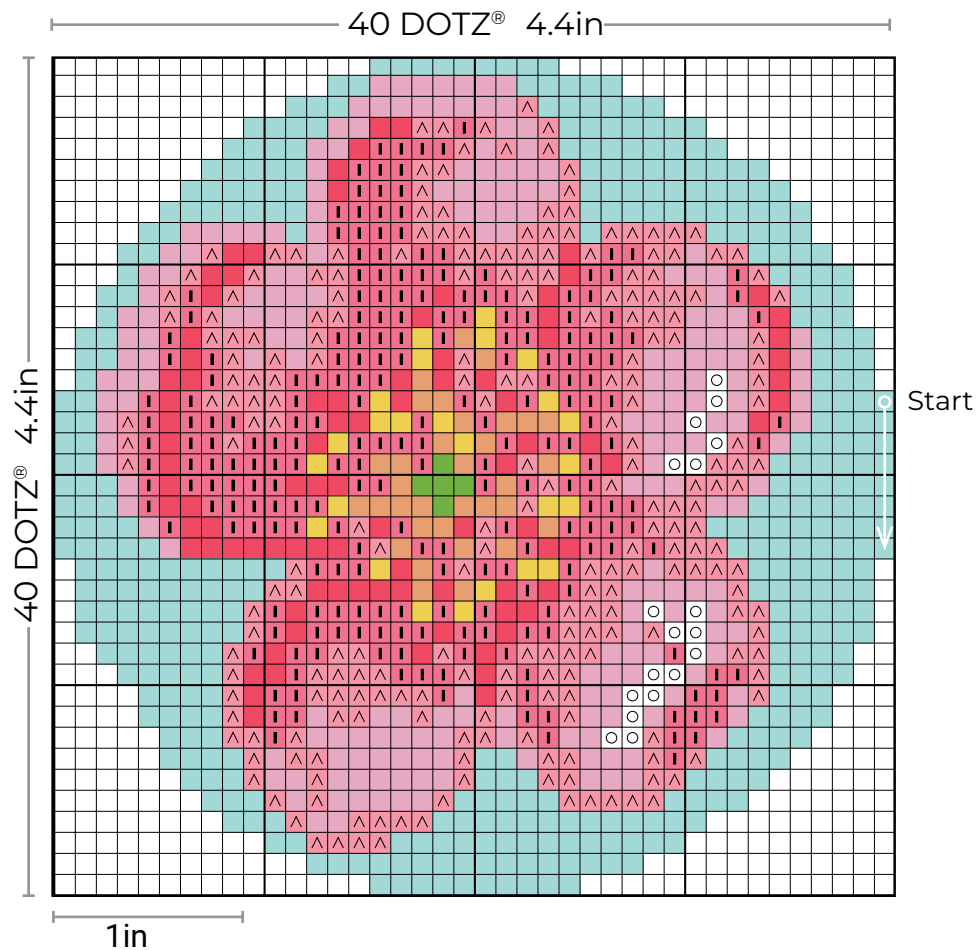
-  White 8002
-  Baby Pink 8054
-  Light Jazz Pink 8064
-  Mid Jazz Pink 8062
-  Cyclamen 8064
-  Daffodil 8328
-  Marigold 8325
-  Lorikeet 8244
-  Aqua Mist 8165

### Other Supplies:

- Sandwich Adhesive Roll
- Diamond painting pen
- Wax
- Craft tray
- Scissors
- Surface to decorate

### Tip:

Start at the top dot on the far right side (as shown), and work that vertical row first.



Visit [DiamondDotz.com](https://www.diamonddotz.com)  
for in-depth Freestyle diamond painting instructions,  
plus more tips & techniques